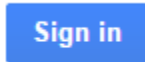


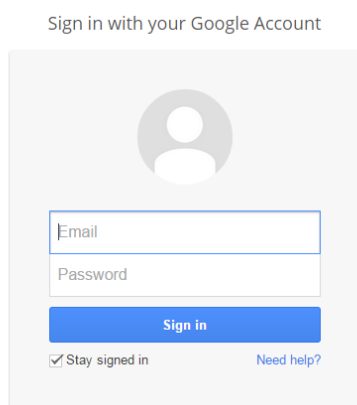
How to Get to Your DPS Google Drive From Home

This will work on any computer that will go to the Internet.

1. Go to the Internet. Go to google.com.
2. Look at the right of your screen. You will see a little sign like this:



3. Click that. Now you get this screen:

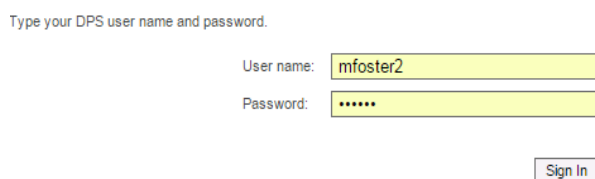


For this you need your WHOLE Google address:

IDnumber@dpsk12.net

Use the password your teacher gave you for your Chromebook.

Now you are here:



When you sign in this time, DO NOT use “@dpsk12.net.” Use the same password.

You are now logged in. Find your DPS Google drive by clicking this grid:



There's your DRIVE symbol. Now find the document you need and go to work!